MUNICIPALITY OF PINAMALAYAN

MUNICIPAL HOUSING/SHELTER PLAN 2021

CONTENTS

- Messages
  - Municipal Mayor
  - Municipal Vice Mayor
- Acknowledgement
- Approval/Adoption
  - Sangguniang Bayan (SB) Resolution No. 134-2020
  - Municipal Development Council (MDC) Resolution No. 02-2020
- Municipal Dashboard
- Housing/Shelter Plan (H/SP)

Office of the MUNICIPAL MAYOR

The 1987 Philippine Constitution mandated all Local Government Unit to come up with development plans and programs which guarantee inclusive growth for all sectors. Furthermore, this serves as a comprehensive blueprint to the holistic government approach towards different social concerns.

Through the years, we have noticed that majority of our development plans has been implemented and capacitated communities. Together we have identified projects and programs that directly give immediate solutions to long time problems. Under our brand of service "Serbisyong Kay Bilis" our people has been with us from planning up to the implementations and realizations of our shared dreams and aspirations.

These Thematic Plans and Programs for the year 2021 are by-product of multi-sectoral planning that focused on the current and eminent problems of Pinamaleños, especially under the state of "new normal". With the help of different key individuals from Non-Government Organizations (NGO's), Civil Society Organizations (CSO's), National Government Agencies (NGA), Municipal Government of Pinamalayan (MGOP) and Local Leaders, our people has the assurance that no one will be left behind. Moreover, the demand of the fast changing world is one of the major considerations in crafting these manuscripts.

Our heartfelt commendation and appreciation goes to the selfless man and women of this Municipality who made these thematic plans and programs possible and reliable.

Tuloy ang Serbisyo, Tuloy ang Asenso! Sama-sama po nating isigaw ang nagkaka-isang pangarap at aspirasyon ng bawat Pinamaleño **"PILIPINAS PINAMALAYAN NAMAN".**

HON. ARISTEO APASAN BALDOS, JR.
Municipal Mayor

Office of the MUNICIPAL VICE-MAYOR

Planning is essential in all agencies, regardless of being private or public. It helps us to easily review the strengths and weaknesses of the agency and to determine predicaments that require serious attention and immediate actions. Proper preparation will put our agency in a better position to achieve success.

Hence, the foregoing Thematic Plans and Programs (TPP) 2021 of this municipality contain identified programs/projects/activities that this local government unit believes needed to be implemented and can have the most impact to address different issues and concerns of various sectors of this municipality. Also, through this, we as leaders and employees of this municipal government are more equipped and focused in handling uncertainties and different scenarios that may occur in the future with a list of resources.

However, to materialize all of these, we should act and work as one to meet our development goals and objectives for the betterment of our constituents and continuous improvement of our beloved town, Pinamalayan.

Remember, “Great things in business are never done by one person. They are done by a team of people” – Steve Jobs

HON. RODOLFO M. MAGSINO
Municipal Vice Mayor

ACKNOWLEDGEMENT

Deepest appreciation is hereby conveyed to the various stakeholders and institutions in our municipality such as the National Government Agencies, Barangay Government Units, Private Sector, Civil Society/Non-Government Organizations, and the Legislative Department and the Executive Department of the Municipal Government of Pinamalayan for the unqualified support and participation in the preparation of the MUNICIPAL HOUSING/SHELTER PLAN 2021 (H/SP) as completed and packaged by the:

MUNICIPAL PLANNING AND DEVELOPMENT OFFICE

GENERAL PUBLIC SERVICES

FREDELINO A. TORIANO, JR.	*Planning Officer II* *Sector Coordinator*
EnP ORLEX H. MARAYAN	*Statistician I* *Assistant Sector Coordinator*
KEANU M. ORACION	*Information System Analyst Assistant* *Administrative and Technical Support Staff*

SOCIAL SERVICES

JAN-NEIL H. EVANGELISTA	*Information System Analyst II/CeC Manager* *Sector Coordinator*
ROMEL T. MARAYAN	*Project Evaluation Assistant* *Assistant Sector Coordinator*
MARK SHERMAN N. TAMAYO	*Programmer/Technician II* *Administrative and Technical Support Staff*

ECONOMIC SERVICES

EnP VIRGILIO M. KING	*Project Development Officer III* *Sector Coordinator*
JOHN ERIC G. MONDOÑEDO	*Planning Assistant* *Assistant Sector Coordinator*
JAYSON MAUPAY	*Programmer/Technician II* *Administrative and Technical Support Staff*

OTHER SERVICES

PATRICIO L. DEL VALLE	*Development Management Officer IV* *Supervising Coordinator/Sector Coordinator*
REYNALDO P. LAZO	*Community Affairs Assistant/Bookbinder III* *Assistant Sector Coordinator*

ADMINISTRATIVE SERVICES

RUTH D. MALING	*Project Development Officer I/Administrative Officer II* *Logistic-In-Charge*
MARIANNE D. LASAC	*Administrative Aide IV*
JOHN REMUS J. JUMPAY	*Information System Analyst Assistant*
EDEN M. HERNANDEZ	*Administrative Aide*

We are truly grateful as we recognize and commend the involvement of all concerned focal functionaries and Elective Officials by way of sharing their time, efforts and knowledge. Likewise, we are very thankful to the Municipal Development Council (MDC), especially the Chairpersons and Members of the Functional/Sectoral Working Committees for exerting tireless and selfless efforts that made possible the successful completion of the formulation process.

Above all, let us praise and thank the Almighty for His guidance as we are all His stewards in bringing about excellence in local governance.

THANK YOU AND GOD BLESS!!!

ROSENIO A. TORIANO, EnP
Municipal Planning and Development Coordinator

The Municipal Planning and Development Office
Telefax: (043) 284 – 4389
Email Address: mpdo.pin@gmail.com / mpdo@pinamalayan.gov.ph
Our Website: www.pinamalayan .gov.ph

REPUBLIC OF THE PHILIPPINES
PROVINCE OF ORIENTAL MINDORO
MUNICIPALITY OF PINAMALAYAN
OFFICE OF THE SANGGUNIANG BAYAN
Telephone No: (043) 284-3147 Email Address: vicemayorsoffice@pinamalayan.gov.ph
Office of Vice Mayor/Sangguniang Bayan 2nd Floor Municipal Building, Madrid Blvd., Pinamalayan, Oriental Mindoro

RESOLUTION NO. 134-2020

RESOLUTION APPROVING MUNICIPAL DEVELOPMENT COUNCIL (MDC) RESOLUTION NO. 02-2020 ADOPTING THE DIFFERENT THEMATIC PLANS AND PROGRAMS (TPP) 2021 OF THE MUNCIPALITY OF PINAMALAYAN, ORIENTAL MINDORO.

WHEREAS, Local Development Council shall appraise and prioritize socioeconomic development programs and projects, formulate long-term, medium-term and annual public investment programs, and perform such other functions as may be provided by law or competent authority pursuant to Sec. 109 of RA 7160 (*Local Government Code of 1991*);

WHEREAS,MDC Resolution No. 02-2020 adopts the different Thematic Plans and Programs (TPP) 2021of the Municipality of Pinamalayan, Oriental Mindorothat provide a cost-benefit analysis of the technology against conventional techniques, define the role and responsibilities of the agency in relation to other stakeholders;

WHEREAS, the thematic and system plans and programs herein referred to include the following:

1. **GENERAL PUBLIC SERVICES SECTOR**
   - Municipal Peace and Order and Public Safety Plan
   - Municipal Anti-Drug Abuse Action Plan
   - Municipal Indicative Annual Procurement Plan
   - Municipal Revenue Generation and Mobilization Plan
   - Municipal Human Resource/Capacity Development Plan
   - Municipal Public Financial Management Improvement Plan

2. **SOCIAL SERVICES SECTOR**
   - DILG-Endorsed Municipal Gender and Development Plan and Budget
   - Municipal Nutrition Action Plan
   - Municipal Annual Cultural Development Plan
   - Municipal Plan for the Protection of Children
   - Municipal Senior Citizens and Persons with Disability Plan
   - Municipal Acquired Immune Deficiency Plan
   - Municipal Housing/Shelter Plan

3. **ECONOMIC DEVELOPMENT PLAN**
   - Municipal Climate Change Action Plan
   - Municipal Poverty Reduction Action Plan
   - Municipal Forest & Land Use Plan
   - Municipal Solid Waste Management Plan
   - Municipal Tourism Development Plan

4. **OTHER SERVICES SECTOR**
   - PDRRMO-Reviewed Municipal Disaster Risk Reduction Management Plan

WHEREAS, this August body believes that through these plans, we are better equippedand focused towards common goals and socioeconomic growth;

NOW THEREFORE:

On motion of Hon. Arnoldo M. Madrid and seconded by all Sangguniang Bayan Members present-

RESOLVED as it is **HEREBY RESOLVED** to approve Municipal Development Council (MDC) Resolution No. 02-2020 Adopting the Different Thematic Plans and Programs (TPP) 2021 of the Municipality of Pinamalayan, Oriental Mindoro.

REPUBLIC OF THE PHILIPPINES
PROVINCE OF ORIENTAL MINDORO
MUNICIPALITY OF PINAMALAYAN
OFFICE OF THE SANGGUNIANG BAYAN
Telephone No: (043) 284-3147 Email Address: vicemayorsoffice@pinamalayan.gov.ph
Office of Vice Mayor/Sangguniang Bayan 2nd Floor Municipal Building, Madrid Blvd., Pinamalayan, Oriental Mindoro

APPROVED UNANIMOUSLY this 13th day of July 2020.

HON. ARNOLDO M. MADRID
SB Member

HON. DUNHILL MARCELO M. DELMO V
SB Member

HON. RIO S. MERCENE
SB Member

HON. JOSEPH T. RODIL
SB Member

HON. SEVERINO J. NARITO
SB Member

HON. NAPOLEON M. MANGARING
SB Member

HON. ANJUNE A. ZAMORA
SB Member

HON. LEONARDO L. PEDRAZA
SB Member

HON. ANTONIO VICTOR R. OLYMPIA
ABC President/SB Member

HON. JOVEN S. VELASCO
SKMF President/SB Member

Attested:

ARNEL G. ABRENICA
Secretary to the Sanggunian

Certified Correct:

HON. RODOLFO M. MAGSINO
Municipal Vice Mayor, Presiding Officer

Approved :

HON. ARISTEO A. BALDOS, JR.
Municipal Mayor

Republic of the Philippines
Province of Oriental Mindoro
MUNICIPALITY OF PINAMALAYAN

OFFICE OF THE MUNICIPAL MAYOR

Madrid Blvd., Zone III, Pinamalayan, Oriental Mindoro
Email: mayorsoffice@pinamalayan.gov.ph
Telephone No. 043-284-3146

MUNICIPAL DEVELOPMENT COUNCIL
RESOLUTION NO. 02-2020

A RESOLUTION ADOPTING THE DIFFERENT THEMATIC PLANS AND PROGRAMS (TPP) 2021 OF THE MUNICIPALITY OF PINAMALAYAN AND FAVORABLY INDORSING THE SAME TO THE SANGGUNIANG BAYAN FOR APPROVAL.

WHEREAS, thematic planning is a prescriptive planning tool that seeks the most effective and efficient technical solution to a generic development problem;

WHEREAS, the strategic value of thematic plans is that they provide guidance on the application of techniques and in drawing on best practices and experiences which have evolved into a benchmark standard;

WHEREAS, thematic plans provide a cost-benefit analysis of the technology against conventional techniques, define the role and responsibilities of the agency in relation to other stakeholders, identifying resource requirements and seek to outline a course of action, thereby defining a framework providing a problem-based analysis of techniques that helps ensure the relevance, sustainability and impact of technical cooperation;

WHEREAS, in order to validate priority areas for cooperation and strengthening public-private partnership, different thematic plans and programs were formulated through researches, series of consultations, workshops, focus group discussions and other activities involving multi-sectoral representation;

WHEREAS, the thematic plans and programs herein referred to include the following:

1. **GENERAL PUBLIC SERVICES SECTOR**
   - Municipal Peace and Order and Public Safety Plan
   - Municipal Anti-Drug Abuse Action Plan
   - Municipal Indicative Annual Procurement Plan
   - Municipal Revenue Generation and Mobilization Plan
   - Municipal Human Resource/Capacity Development Plan
   - Municipal Public Financial Management Improvement Plan

Republic of the Philippines
Province of Oriental Mindoro
MUNICIPALITY OF PINAMALAYAN

OFFICE OF THE MUNICIPAL MAYOR

Madrid Blvd., Zone III, Pinamalayan, Oriental Mindoro
Email: mayorsoffice@pinamalayan.gov.ph
Telephone No. 043-284-3146

2. SOCIAL SERVICES SECTOR

- DILG-Endorsed Municipal Gender and Development Plan and Budget
- Municipal Nutrition Action Plan
- Municipal Annual Cultural Development Plan
- Municipal Plan for the Protection of Children
- Municipal Senior Citizens and Persons with Disability Plan
- Municipal Acquired Immune Deficiency Plan
- Municipal Housing/Shelter Plan

3. ECONOMIC DEVELOPMENT SECTOR

- Municipal Climate-Change Action Plan
- Municipal Poverty Reduction Action Plan
- Municipal Forest & Land Use Plan
- Municipal Solid Waste Management Plan
- Municipal Tourism Development Plan

4. OTHER SERVICES SECTOR

- PDRRMO-Reviewed Municipal Disaster Risk Reduction Management Plan

WHEREAS, the Municipal Development Council in full council meeting has thoroughly reviewed and objectively considered the contents and linkages of the above-named TPPs;

NOW, THEREFORE, on motion of Punong Barangay Edgar D. Abarquez of Sta. Isabel and duly seconded by all members present be it …

RESOLVED, AS IT IS HEREBY RESOLVED, to adopt the different THEMATIC PLANS and PROGRAMS (TPPs) 2021 of the Municipality of Pinamalayan, and favorably indorsing the same to the Sangguniang Bayan for appropriate action.

RESOLVED FURTHER, that copies of this Resolution be furnished to all concerned for their information and reference.

UNANIMOUSLY ADOPTED this 25th day of June 2020.

Republic of the Philippines
Province of Oriental Mindoro
MUNICIPALITY OF PINAMALAYAN

OFFICE OF THE MUNICIPAL MAYOR

Madrid Blvd., Zone III, Pinamalayan, Oriental Mindoro
Email: mayorsoffice@pinamalayan.gov.ph
Telephone No. 043-284-3146

THE 37 BARANGAY CAPTAINS OF PINAMALAYAN:

HON. GIDEON R. SARMIENTO
Barangay Captain, Anoling
Member

HON. BENCIO H. MACAILAO
Barangay Captain, Bacungan
Member

HON. EDNA L. RANILLO
Barangay Captain, Bangbang
Member

HON. JOELITO J. PERLAS
Barangay Captain, Banilad
Member

HON. ANDRES M. GANIBO
Barangay Captain, Buli
Member

HON. NORVEN M. ARELLANO
Barangay Captain, Cacawan
Member

HON. EUGENIO M. MANTARING
Barangay Captain, Calingag
Member

HON. DANTE H. MAZON
Barangay Captain, Del Razon
Member

HON. JOEY C. JAMINOLA
Barangay Captain, Guinhawa
Member

HON. JOHNY A. LOLONG
Barangay Captain, Inclanay
Member

HON. RICO M. BONIFACIO
Barangay Captain, Lumambayan
Member

HON. BIENVINIDO V. HERRERA
Barangay Captain, Maliancog
Member

HON. TEOFILO P. SAPUSAO
Barangay Captain, Malaya
Member

HON. JUDITH P. DE BELEN
Barangay Captain, Maningcol
Member

HON. ENRICO M. CAUNCERAN
Barangay Captain, Marayos
Member

HON. ALBERTO M. MAGSINO
Barangay Captain, Marfrancisco
Member

HON. ANTONIO S. MOGOL
Barangay Captain, Nabuslot
Member

HON. LERMA M. MANRIQUE
Barangay Captain, Pagalagala
Member

Republic of the Philippines
Province of Oriental Mindoro
MUNICIPALITY OF PINAMALAYAN

OFFICE OF THE MUNICIPAL MAYOR

Madrid Blvd., Zone III, Pinamalayan, Oriental Mindoro
Email: mayorsoffice@pinamalayan.gov.ph
Telephone No. 043-284-3146

THE 37 BARANGAY CAPTAINS OF PINAMALAYAN:

HON. NOLITO A. DELA CRUZ
Barangay Captain, Palayan
Member

HON. AMADEO Q. MAGTIBAY
Barangay Captain, Pambisan Munti
Member

HON. RAUL M. MICIANO
Barangay Captain, Papandayan
Member

HON. EDGARDO M. SAWAY, JR.
Barangay Captain, Quinabigan
Member

HON. HIPOLITO D. ONDOY
Barangay Captain, Rosario
Member

HON. EDGAR D. ABARQUEZ
Barangay Captain, Sta. Isabel
Member

HON. EDNA D. LIMBO
Barangay Captain, Sto. Niño
Member

HON. ROY BRYAN M. MALAPOTE
Barangay Captain, Zone I
Member

HON. FERNANDO T. RODIL
Barangay Captain, Zone III
Member

HON. LORETO E. FLORES
Barangay Captain, Pambisan Malaki
Member

HON. ROBERTO A. MICIANO
Barangay Captain, Panggulayan
Member

HON. GILBERT A. SEÑO
Barangay Captain, Pili
Member

HON. ARNEL F. NAMBIO
Barangay Captain, Ranzo
Member

HON. JEFFREY D. SIBOBO
Barangay Captain, Sabang
Member

HON. RUFINO S. DIMAPILIS
Barangay Captain, Sta. Maria
Member

HON. BENIGNO M. LAMBOLOTO
Barangay Captain, Wawa
Member

HON. MARY FRANCIS DEOCORA M. FABIE
Barangay Captain, Zone II
Member

HON. VICTOR T. LINGON
Barangay Captain, Zone IV
Member

HON. ANTONIO VICTOR R. OLYMPIA
ABC President
Liga ng mga Barangay
Barangay Captain, Sta. Rita
Member

Republic of the Philippines
Province of Oriental Mindoro
MUNICIPALITY OF PINAMALAYAN

OFFICE OF THE MUNICIPAL MAYOR

Madrid Blvd., Zone III, Pinamalayan, Oriental Mindoro
Email: mayorsoffice@pinamalayan.gov.ph
Telephone No. 043-284-3146

REPRESENTATIVES OF NON-GOVERNMENT ORGANIZATION (NGOs)

LEA S. FIEDALAN
Ranzo Farmer's Association
Member

MEREDITH C. YAP
CALSEDECO
Member

FELIX M. MAGBOO
Pinamalayan Bahaghari Farmer's Federation
Member

THELMA O. GONZALES
Kaagapay Tungo sa Maunlad na Pamumuhay
Association of Barangay Buli
Member

ESTELITA M. FIEDALAN
President, Samahan ng Lingap Pamilyang
Pinamaleño (SLNPP)
Member

LEO P. HUERTAS
Pinamalayan, Quinabigan, Del Razon
Malaya TODA
Member

QUINTIN S. MARAMOT, JR.
Federation of Rainbow Market Vendor's
Association (RMVA)
Member

CORAZON F. AGARAP
Samahan ng Kababaihan na may Livelihood
Project (SKALPRO)
Member

MARIO M. MAMBIL
Association of Senior Citizen of Wawa
Member

EDWIN C. ANDAL
Kapulungan ng Sandigang Magkakarne (KASAMA)
Member

MELVA H. ONRADE
Samahan ng Kababaihan ng Del Razon
Member

BERNIE P. SEÑORIN
Samahang Mandaragat ng Banilad (SAMBA)
Member

ANA D. LOZANO
President, Local Council for Women
Member

LORENZA R. LOLONG
Young Progressive Vendors and Vegetable
Dealers and Retailers Association of
Pinamalayan Market, Inc. (YPVVDRAPMI)
Member

JOHN N. BROWN
Knight of Columbus
Member

JOEL HARRION
Bahaghari Kapit Bisig Transport
Cooperative
Member

CECILIA L. KASILAG
United Women of Marfrancisco
Member

RICARDO B. DELA CRUZ
Bahaghari Federation of Tricycle Operators
and Driver's Association, Inc.
Member

MARICEL F. DINO
Rotary Club of Pinamalayan
Member

JOB LUSNAWAN
Indigenous People Representative
Member

Republic of the Philippines
Province of Oriental Mindoro
MUNICIPALITY OF PINAMALAYAN

OFFICE OF THE MUNICIPAL MAYOR

Madrid Blvd., Zone III, Pinamalayan, Oriental Mindoro
Email: mayorsoffice@pinamalayan.gov.ph
Telephone No. 043-284-3146

REPRESENTATIVES OF NATIONAL GOVERNMENT AGENCIES (NGA)

SF04 BENJAMIN H. NAVARRO
Municipal Fire Marshall
Member

AMELIA L. RAMOS
Municipal Local Government Operations Officer VI
Member

Republic of the Philippines
Province of Oriental Mindoro
MUNICIPALITY OF PINAMALAYAN

OFFICE OF THE MUNICIPAL MAYOR

Madrid Blvd., Zone III, Pinamalayan, Oriental Mindoro
Email: mayorsoffice@pinamalayan.gov.ph
Telephone No. 043-284-3146

HON. ARNOLDO M. MADRID
SB Member
Chairman, Committee on Appropriation

HON. ALFONSO V. UMALI, JR.
Congressman
2nd District, Oriental Mindoro

Attested by:

PATRICIO L. DEL VALLE
DMO IV/Assistant to the MPDC
Secretary, MDC Secretariat

Certified Correct:

ROSENIO A. TORIANO, EnP
MGDH MPDC
Head, MDC Secretariat

Approved:

HON. ARISTEO APASAN BALDOS, JR.
Municipal Mayor
Chairperson, Municipal Development Council

PINAMALAYAN

" Paraiso ng Bahaghari "

VISION

PINAMALAYAN CITY,
the Central Trading Hub of Oriental Mindoro
and the rest of MIMAROPA
demonstrating a robust investor- and
tourist-centered economy
with diversified agro-industrial activities
anchored on sustainable growth
and social equity.

MISSION

To boost local economy
by providing dynamic investment opportunities and
creating a conducive climate for tourism, livelihood and
growth enterprises development while
ensuring rational increase in agricultural production
as well as promoting competitiveness in
diversification of trading and industrial activities,
sustained and governed by structures and mechanisms
which allow redistributive measures.

MUNICIPALITY OF PINAMALAYAN

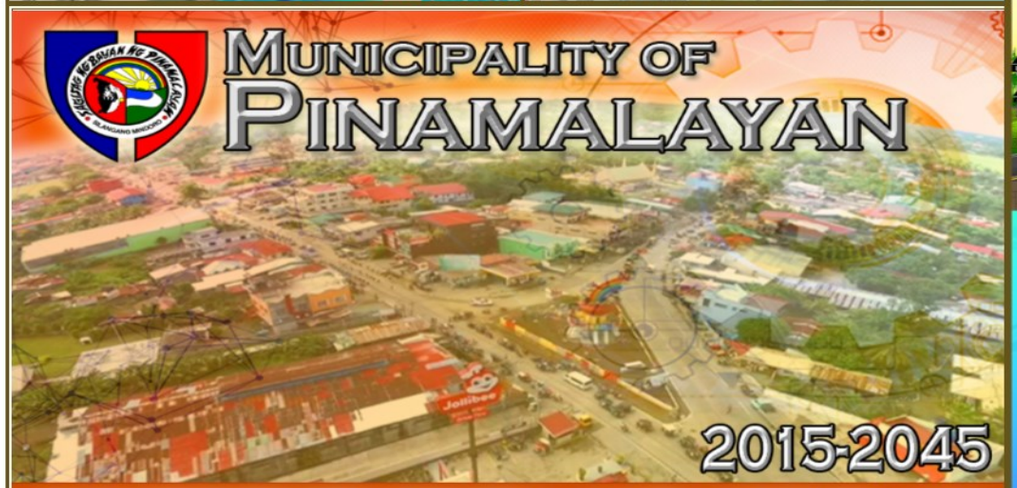

2015-2045

COMPREHENSIVE LAND USE PLAN

PINAMALAYAN CITY

"The Central Trading Hub
of Oriental Mindoro and the rest of MIMAROPA"

COMPREHENSIVE DEVELOPMENT PLAN 2019-2028

STRATEGIC THRUSTS AND DEVELOPMENT PRIORITIES

- **T** RANSPARENCY, ACCOUNTABILITY AND GOOD GOVERNANCE
- **O** RGANIZATIONAL DEVELOPMENT AND EMPOWERMENT
- **P** EACE AND ORDER AND PUBLIC SAFETY
- **C** OMMUNITY INVOLVEMENT AND INTEGRATION
- **A** GRICULTURE, TOURISM, HISTORY, CULTURE & ARTS AND ENVIRONMENTAL PROTECTION
- **R** EVENUE GENERATION AND LIVELIHOOD PROGRAMS
- **E** DUCATIONAL AND TECHNICAL SKILLS DEVELOPMENT
- **S** OCIAL PROGRAMS

CORE VALUES

Recognizing the vision of becoming the CENTRAL TRADING HUB OF ORIENTAL MINDORO AND THE REST OF MIMAROPA demonstrating a robust investor-and-tourist-centered economy, with diversified agro-industrial activities anchored on sustainable growth and social equity.

WE, public servants, commit ourselves to attain the vision of the MUNICIPAL GOVERNMENT OF PINAMALAYAN by living by the tenets of the following CORE VALUES:

- **R** ESPONSIBLE LEADERSHIP
- **A** CCOUNTABILITY AND TRANSPARENCY IN GOVERNANCE
- **I** NNOVATIVE AND EXCELLENT SERVICE
- **N** URTURERS OF FAITH AND PATRIOTIC IDEALS
- **B** UILDERS OF POSITIVITY AND TEAM SPIRIT
- **O** BJECTIVITY AND INTEGRITY OF PURPOSE
- **W** ELL-BALANCED ECOLOGY ADVOCATES

PINAMALAYAN

" P a r a i s o n g B a h a g h a r i "

HISTORY

Pinamalayan is one of the oldest towns in the Province of Oriental Mindoro and a major political and economic center in the southern part of the province way back the latter years of Spanish regime.

Pinamalayan was organized as a permanent settlement in the 1800's under the leadership of a *Gobernadorcillo*. In 1914, the Municipal Council acted on the selection of a new town site through *viva-voce* voting. It was in 1916 that the seat of the Municipal Government was transferred from Lumambayan to its present site, Zone III, which was then part of Panggulayan. Pinamalayan was originally composed of six big barrios namely: Panggulayan, Quinabigan, Nabuslot, Lumambayan, Tambong and Balete.

GEOGRAPHICAL AND RESOURCE ENDOWMENT

Pinamalayan having a total land area of ***28,226 hectares*** is located at the center of Oriental Mindoro. It is around 118 km from Puerto Galera, the northernmost town of the province; 68 km from Calapan City, the capital of Oriental Mindoro and its major entrance point from Manila; around 56 km from the town of Roxas, entrance point from the Philippines southern provinces and 120 km from Bulalacao, Oriental Mindoro southernmost town.

The town of Pinamalayan is bounded in the north by the towns of Socorro and Pola; in the west by the Province of Occidental Mindoro; in the south by the Town of Gloria and in the east by Tablas Strait. National and provincial road networks connect Pinamalayan with other local government units. Tablas Strait separates Pinamalayan from the island-province of Marinduque and the island-towns of Concepcion and Bantuin, Romblon but all are accessible by passenger boats plying the routes daily.

Local Topography is generally plain except in areas edging the boundary with the town of Pola which are hilly and mountainous. Westward from Maningcol-Rosario-Malaya area to the boundary with Occidental Mindoro is likewise hilly or rolling plains.

Soil types of Pinamalayan are San Manuel, Luisiana and Maranlig soil series. These are suitable to a wide variety of crops.

Climate falls under climatic type III which has no very pronounced maximum rain period with a short dry season lasting from one to three months. Northeast monsoon prevails from August to March.

CURRENT STATUS

Pinamalayan is a First Class Municipality by virtue of DOF Department Order No. 20-05 as implemented by BLGF Memorandum Circular No. 01-M (43) – 05 issued on January 31, 2006 and vying to become the Second City in Oriental Mindoro.

Pinamalayan stands as a proud testament to the legendary pot of gold which is found at the rainbow's origin. It continues to flourish as an indispensable trading center and investment zone in the province as it is one of the identified provincial growth centers and is extremely well positioned to be such. Its highly strategic location, being at the center of the province, augurs well for the development of facilities to serve the surrounding municipalities and nearby island-provinces. The Poblacion of Pinamalayan has grid-pattern of roads with 20-meter wide right-of-way in major segments that can still absorb further urban growth and remains a model in town planning.

DEMOGRAPHY

Barangay	Population (2015 PSA)		
	Total Pop.	Household Pop.	No. of HH
Anoling	2,005	2,005	442
Bacungan	1,614	1,614	365
Bangbang	1,078	1,078	242
Banilad	1,946	1,946	481
Buli	1,589	1,589	334
Cacawan	4,536	4,536	1,058
Calingag	1,910	1,910	458
Del Razon	1,666	1,666	392
Guinhawa	2,049	2,041	496
Inclanay	1,344	1,344	340
Lumambayan	2,858	2,858	589
Malaya	811	811	175
Maliangcog	1,512	1,512	334
Maningcol	1,866	1,866	422
Marayos	1,721	1,721	368
Marfrancisco	5,787	5,773	1,395
Nabuslot	2,645	2,643	591
Pagalagala	1,153	1,153	285
Palayan	1,854	1,854	470

Barangay	Population (2015 PSA)		
	Total Pop.	Household Pop.	No. of HH
Pambisan Malaki	1,821	1,821	420
Pambisan Munti	1,044	1,044	230
Panggulayan	2,564	2,564	625
Papandayan	6,597	6,580	1,428
Pili	3,375	3,375	813
Quinabigan	2,238	2,238	555
Ranzo	973	973	236
Rosario	1,778	1,778	366
Sabang	2,942	2,931	668
Sta. Isabel	2,666	2,666	636
Sta. Maria	1,453	1,453	284
Sta. Rita	3,027	3,027	730
Sto. Niño	1,165	1,165	250
Wawa	5,855	5,855	1,073
Zone I	2,824	2,824	581
Zone II	2,443	2,443	622
Zone III	2,351	2,351	563
Zone IV	1,112	940	234
TOTAL	**86,172**	**85,948**	**19,551**

2020 TREND HIERARCHY OF CENTERS

Levels in Urban Hierarchy	Current Centres in Hierarchy (2002)	Change in Status (2002-2020) + centre moves to next level by 2020 ,= centre stays at same level by 2020	Future Centres in Hierarchy (2020)
1. Large Town (Primary Urban Center B)	Calapan	+ ,= Calapan	Calapan Pinamalayan Roxas
2. Medium Town (Primary Urban Centre A)	**PINAMALAYAN** Roxas	**+ PINAMALAYAN** + Roxas	Victoria

Source: PLUC-TWG Oriental Mindoro, 2011

PINAMALAYAN MAP

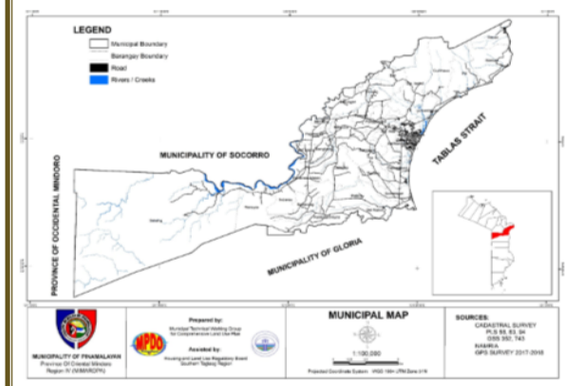

PINAMALAYAN

"Paraiso ng Bahaghari"

EDUCATION, 2019

Type/Level	Enrolment			No. of Teachers	No. of Classrooms	Student-Teacher Ratio	Student-Classroom Ratio	No. of Schools
	Male	Female	Total					
Public								
Elementary	6,301	5,895	12,196	446	430	27:1	28:1	33
Junior High School	2,775	2,475	5,248	240	133	22:1	39:1	13
Senior High School	489	488	977	50	27	20:1	36:1	4
Subtotal	**9,565**	**8,858**	**18,421**	**736**	**590**	**25:1**	**31:1**	**50**
Private								
Elementary	343	332	675	53	47	13:1	14:1	7
Junior High School	1155	1,193	2,348	97	64	24:1	37:1	5
Senior High School	1,158	1,131	2,289	92	79	25:1	29:1	8
Subtotal	**2,656**	**2,656**	**5,312**	**242**	**190**	**22:1**	**28:1**	**20**
TOTAL	**12,221**	**11,514**	**23,733**	**978**	**780**	**24:1**	**30:1**	**60**

SOCIAL WELFARE SERVICES

Clients Served by Type of Services, Year 2019		
Services	**No.**	**Percentage**
1. Financial Assistance		
Medical Assistance	1,073	51.05
Burial Assistance	265	12.61
2. Certificate of Indigency	276	13.13
3. Emergency Shelter Assistance	20	0.95
4. Pre-Marriage Counseling (Couples)	82	3.90
5. Issuance of ID		
Solo Parent	107	5.09
Person with Disability	279	13.27
Total	**2,102**	**100.00**

Day Care Center (DCC), 2018	
Total No. of DCCs	60
Total Number of Preschoolers	2,119
Male	1,095
Female	1,024

Senior Citizen Center (SCC), 2018	
Total No. of SCCs	22
Total Number of Senior Citizens	7,434
Male	3,242
Female	4,192

HEALTH AND SANITATION

Medical Health Facility, Year 2019								
Name of Health Facility	Ownership	Capacity	No. of Personnel					
			Doctors	Nurses	Midwives	Sanitary Inspectors	Others	Total
Main Health Center	Public	None	3	3	9	1	15	31
Pinamalayan Doctor's Hospital	Private	30 beds	7	13	8	0	3	31
Vertucio Medical Clinic	Private	None	1	1	1	0	0	3
Delos Reyes Medical Clinic	Private	10 beds	2	8	4	0	18	32
St. Paul General Hospital	Private	10 beds	8	5	7	0	0	20
Pinamalayan Community Hospital	Public	25 beds	5	10	5	0	15	35
TOTAL		**75**	**26**	**40**	**34**	**1**	**51**	**152**

General Health Situation, Year 2019	
Fertility	
Crude Birth Rates (CBR)	19.5
Total Fertility Rate (TFR)	12.3
Morbidity	
Consultative Rate	135
Mortality	
Crude Death Rates (CDR)	2.23
Infant Mortality Rate (IMR)	0.03
Maternal Mortality Rate (MMR)	0

PUBLIC SAFETY AND PROTECTIVE SERVICES

Protective Services by Facilities and Equipment, Year 2018						
Type of Facility	Location	Area (sq.m)	No. of Personnel	Personnel to Pop'n. Ratio	Facilities/Equipment	Condition
Police (Pinamalayan Municipal Police Station)						
Head-quarters	Zone III	510	48	1:1,851	Mobile Car	Good
					SJG-335	Good
Police (Provincial Public Safety Company)						
Head-quarters	Paraiso, Zone I	10,000	155	1:641	4 units of Toyota Hi-Lux	Good
					Mitsubhishi Canter	Good
Fire Protection (Bureau of Fire Protection - Pinamalayan)						
Head-quarters	Del Pilar St. Corner Alvarez St., Zone IV	300	14	1 : 6,347	1 Morita Firetruck	Good
					1 Seagrave Firetruck	Good
					4 sets PPE's (hemet, firecoat, trousers, boots)	Poor
					1 Spineboard	Poor
					8 Firehose	Poor
					3 Nozzle	Poor
Jail Management (Provincial Jail - Pinamalayan)						
District Jail	Zone IV	2,500	23	1:8		

No. of Inmates		
M	F	T
175	2	177

HOUSING

Housing Unit, Household Population by Type of Building, Year 2018		
Building Type	**No. of Households**	**%**
Single house	17,773	93.76
Duplex	625	3.30
Multi-Unit Residential	309	1.63
Commercial/industrial/ agricultural building/house	141	0.74
Institutional Living Quarters	74	0.39
Other Housing Unit	34	0.18
Total	**18,955**	**100**

Housing Unit by Tenure Status of House/Lot, Year 2018		
Tenure Status	**Number of Households**	**Percent (%)**
Owner owner-like possession of house and lot	10,058	53.06
Rent house/room including lot	551	2.91
Own house rent lot	606	3.20
Own house rent-free lot with consent of owner	5,587	29.48
Own house rent-free lot without consent of owner	506	2.67
Rent-free house and lot with consent of owner	1,236	6.52
Rent-free house and lot without consent of owner	67	0.35
Living in a public space with rent	13	0.07
Living in a public space without rent	331	1.75
Total	**18,955**	**100.00**

SPORTS AND RECREATION

Sports and Recreation facilities are available in all barangays. The facilities vary from sports complex, playground and basketball courts, firing range and an inland resort. A total number of sports facilities consist of 94 basketball courts, 6 baseball/softball fields, 1 tennis court, 1 public gymnasium in the municipality.

Another place of interest and relaxation is the Pinamalayan Municipal Park Plaza occupying the area in front of the Municipal Hall. It is open space with a skating rink, butterfly garden, thematic pocket parks, children's playground, basketball court, auditorium, gazebo, landmarks, mini-forest and jogging lanes.

PINAMALAYAN

"Paraiso ng Bahaghari"

AGRICULTURE

Agricultural Crop Areas and Production, Year 2019			
Major Crops	Area Harvested (ha)	Volume of Production (MT)	Value (PhP)
Rice	4,147.24	28,676.25	379 ,816,931.25
Banana	2,251.93	7,208.76	195,757,680.00
Vegetables	160.57	1,208.40	35,949,900.00
Fruit Trees	162.80	738.60	32,212,700.00

Households Engaged in Agriculture Activities, Year 2018			
Agriculture Activities	Number of Households	*Magnitude*	*Proportion*
Agriculture/Farming	18,955	2,471	13.04
Livestock Raising		1,534	8.09
Fishing		437	2.31

Existing Agricultural Support Facilities and Services, Year 2018		
Post Harvest Facilities and Support Services	Location	Number
1. Milling	All Barangays	45
2. Cold Storage	Mun. Public Market	1
3. Multi-purpose drying pavement	All Barangays	210
4. Market centers	Mun. Public Market & Mun. Food Terminal	2
5. Warehouse	All Barangays	100
6. Others (Fish Storage/Processing, fish landing ports, etc.)		
7. Combine Harvester	4 barangays	4
8. Mechanical Dryer		
a. Re-circulating	6 barangays	15
b. Flat bed	3 barangays	3

POWER

Electric power is supplied by the Oriental Mindoro Electric Cooperative (ORMECO), a privately run cooperative under the supervision of the National Electrification Administration. ORMECO has a dependable capacity of 57.8 megawatts (MW) from 9 power plants operating in the province. Currently, Pinamalayan is supplied by Mindoro Grid Corporation based in Calapan and Bongabong, both has 6.6 MW capacity. In addition, a land-based 7.5 MW Power Plant of the Global Business Holdings operates in Barangay Papandayan which serves as power source. Based on CBMS 2014, 81% of the total number of households have access to electricity.

Number of Connections by Type of Users and Average Consumption (KWH/Mo.), Year 2018		
Type of Connection	Number of Connections	Ave. Consumption (KWH/mo.)
Commercial	16,770	1,255,862
Industrial	1,213	471,281
Public Building/Institutional	16	138,104
Residential / Domestic	362	226,473
Street Light	37	11,774
Total	**18,398**	**2,103,493**

TRANSPORTATION

Classification	Total Length (km)	Road Surface Type								Road Surface Condition							
		Concrete		Asphalt		Gravel		Earth		Excellent		Good		Fair		Unpassable	
		L (km)	%	L (km)	%	L (km)	%	L (km)	%	L (km)	%	L (km)	%	L (km)	%	L (km)	%
National Road	12.35	9.97	81%	2.38	19					6.92	56%	5.43	44%				
Provincial Road	82.05	76.04	93%	0.65	1%	5.36	7%			8.42	10%	35.54	43%	38.09	46%		
Municipal Road	6.66	6.66	100%							0.85	13%	2.83	43%	2.97	45%		
Barangay Road	146.12	69.29	47%			61.89	42%	14.94	10%	5.15	4%	40.40	28%	95.56	65%	5.00	3%
NIA Road	40.43	16.18	40%			17.59	43%	6.67	16%	3.16	8%	8.22	20%	29.05	72%		
Private Road	1.49	0.18	12%			1.31	88%			0.18	12%			1.31	88%		
TOTAL	**289.09**	**178.32**	**62%**	**3.03**	**1%**	**86.15**	**30%**	**21.60**	**7%**	**24.69**	**9%**	**92.43**	**32%**	**166.98**	**58%**	**5.00**	**2%**

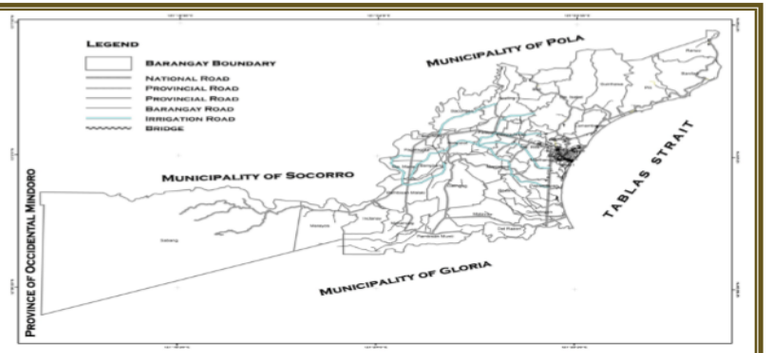

WATER

Type of Water Facility, Year 2018		
Source	Number of Households	*Proportion*
Own use faucet, community water system	6,145	32.42
Shared faucet, community water system	1,659	8.75
Own use tubed/piped deep well	1,571	8.29
Shared tubed/piped deep well	1,942	10.25
Tubed/piped shallow well	3,689	19.46
Dug well	355	1.87
Protected spring	50	0.26
Unprotected spring	69	0.36
Lake, river, rain and others	226	1.19
Peddler	2,520	13.29
Bottled water	729	3.85
TOTAL	**19,276**	**100.00**

INFORMATION AND COMMUNICATION

Communication Services Facilities, Year 2019							
Type	Barangay	Ownership		Type	Barangay	Ownership	
		Public	Private			Public	Private
Postal services	Zone II	√		*Globe*	Banilad		√
Internet providers					Palayan		√
Smart	Marfrancisco		√		Pili		√
Globe	Marfrancisco		√		Maningcol		√
Telephone service provider	Zone II	√			Sabang		√
Cell sites network					Marfrancisco		√
Smart	Nabuslot		√	*PLDT Tower*	Zone III		√
	Maningcol		√	*DOTC*	Maningcol		√
	Pambisan Malaki		√	*Rainbow Cable Vision*	Zone II		√
Sun	Sta.Rita		√	*Channel Plus*	Marfrancisco		√
Digitel	Zone III		√	*Radyo Natin Pinamalayan 105.3*	Zone III		√

PINAMALAYAN

"Paraiso ng Bahaghari"

ORGANIZATIONAL CHART

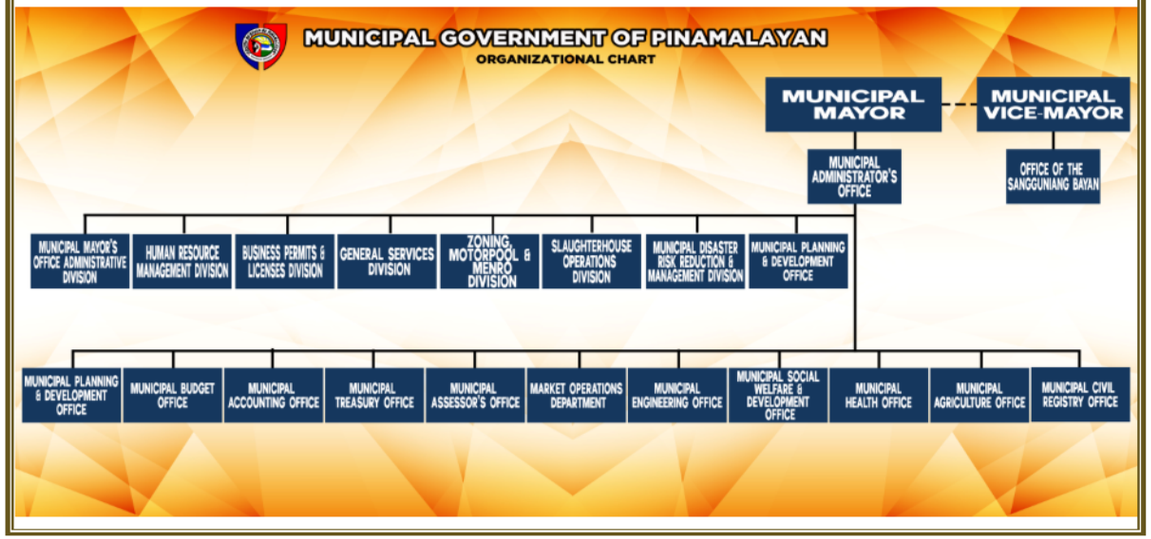

ORGANIZATION AND MANAGEMENT

Total Number of Employees by Department, Type, and Tenure Status, Year 2018

DEPARTMENT	REGULAR EMPLOYEES							JOB ORDERS		CONTRACT OF SERVICE		TOTAL	GRAND TOTAL
	Gender		Tenure Status				TOTAL	Gender		Gender			
	Male	Female	Elective	Permanent	Temporary	Co-Terminus		Male	Female	Male	Female		
Office of the Municipal Mayor	25	16	1	38	0	2	**41**	89	54	0	0	143	184
Office of the Municipal Vice-Mayor	15	3	11	6	0	1	**18**	22	11	0	0	33	51
Office of the Municipal Administrator	0	3	0	2	0	1	**3**	1	2	0	0	3	6
Office of the Municipal Planning and Development Coordinator	9	1	0	10	0	0	**10**	5	5	0	0	10	20
Office of the Municipal Civil Registrar	0	5	0	5	0	0	**5**	0	7	0	0	7	12
Office of the Municipal Budget Officer	0	5	0	5	0	0	**5**	4	4	0	0	8	13
Office of the Municipal Accountant	2	8	0	10	0	0	**10**	2	10	1	1	14	22
Office of the Municipal Treasurer	7	12	0	19	0	0	**19**	8	2	0	0	10	29
Office of the Municipal Assessor	8	2	0	10	0	0	**10**	6	6	0	0	12	22
Office of the Municipal Health Officer	7	14	0	21	0	0	**21**	4	11	0	0	15	36
Office of the Municipal Social Welfare and Development Officer	0	9	0	9	0	0	**9**	4	3	0	0	7	16
Office of the Municipal Agriculturist	5	5	0	10	0	0	**10**	11	4	0	0	15	25
Office of the Market Supervisor	3	5	0	8	0	0	**8**	16	10	0	0	26	34
Office of the Municipal Engineer	10	3	0	13	0	0	**13**	4	5	3	0	12	22
TOTAL	**91**	**91**	**12**	**166**	**0**	**4**	**182**	**176**	**134**	**4**	**1**	**315**	**492**

FISCAL MANAGEMENT

Report of the Revenue and Receipts, Year 2019

REVENUE SOURCES	ACCOUNT CODE	ESTIMATE	ACTUAL COLLECTION	OVER/UNDER COLLECTION	%
Community Tax	4-01-01-50	3,000,000.00	2,603,539.98	(396,460.02)	0.87
Real Property Tax	4-01-02-040	6,200,000.00	4,986,855.32	(1,213,144.68)	0.80
Business Tax	4-01-03-030	18,500,000.00	19,208,176.59	708,176.59	1.04
Tax on Sand, Gravel and Other Quarry Products	4-01-03-040		309,375.00	309,375.00	
Amusement Tax	4-01-03-060		20,000.00	20,000.00	
Tax Revenue – Fines & Penalties – Property Taxes	4-01-05-020		603,329.17	603,329.17	
Tax Revenue – Fines & Penalties – Goods & Services	4-01-05-030		745,460.97	745,460.97	
Share from Internal Revenue Allotment (IRA)	4-01-06-010	220,304,813.00	220,304,813.00	-	1.00
Permit Fees	4-02-01-010	5,900,000.00	6,532,056.88	632,056.88	1.12
Registration Fees	4-02-01-020	940,000.00	801,742.00	(138,258.00)	0.85
Registration Plates, Tags and Sticker Fees	4-02-01-030		152,562.50	152,562.50	
Clearance and Certification Fees	4-02-01-040	1,267,100.00	1,076,188.00	(190,912.00)	0.85
Occupation Fees	4-02-01-040	600,000.00	483,387.50	(116,612.50)	0.81
Fees for Sealing and Licensing of Weights and Measures	4-02-01-060	67,000.00	90,250.00	23,250.00	1.35
Other Service Income	4-02-01-990	2,328,288.00	229,305.00	(2,098,983.00)	0.10
Parking Fees	4-02-02-120	1,000,000.00		(1,000,000.00)	0.00
Receipts from Market Operations	4-02-02-140	8,600,000.00	7,819,314.66	(780,685.34)	0.91
Receipts from Slaughtershouse Operations	4-02-02-150	4,000,000.00	4,129,212.70	129,212.70	1.03
Garbage Fees	4-02-02-190	900,000.00	927,356.88	27,356.88	1.03
Interest Income	4-02-02-220	150,000.00	350,676.47	200,676.47	2.34
Miscellaneous Income	4-06-01-010	1,559,670.00	1,500,977.18	(58,692.82)	0.96
TOTAL		**275,316,871.00**	**272,874,579.80**	**(2,442,291.20)**	**0.99**

Income for the Last Five Years

Income	2015	2016	2017	2018	2019
Real Property Taxes	3,567,852.61	3,777,841.91	4,275,224.96	5,266,285.57	4,986,855.32
Business/Local Taxes	15,864,334.51	22,643,968.24	20,258,657.06	22,309,047.65	23,489,881.71
Revenue from Economic Enterprises	6,926,417.77	14,749,707.37	12,572,653.49	11,686,222.24	11,948,527.36
Fees / Charges	4,390,377.55	7,831,234.47	8,419,810.97	9,301,342.34	10,292,848.76
Allotments	151,618,883.00	167,199,186.00	186,360,298.00	200,030,636.00	220,304,813.00
Other Income	1,728,257.52	779,395.50	991,086.12	1,152,926.97	1,851,653.65
Subsidy from Other Funds				9,248,496.14	
Total Income	**184,096,122.96**	**216,983,349.49**	**232,877,721.76**	**258,994,955.91**	**272,874,579.80**

Expenditure for the Last Five Years

Expenditure	2015	2016	2017	2018	2019
General Public Services	86,737,570.96	81,659,836.4	97,809,051.49	113,641,298.61	141,421,628.62
Health & Social Services	16,247,591.54	16,708,034.58	18,315,276.58	32,865,211.15	25,390,996.82
Economic Services	39,500,908.22	22,650,449.82	29,567,636.51	36,851,422.65	50,308,997.28
Operation of Economic Enterprises	6,295,895.49	13,119,175.24	10,231,817.79	9,600,662.73	11,881,935.83
Other Charges	1,575,750.77	7,285,180.26	9,581,221.07	8,482,318.78	10,972,860.46
Total Expenditure	**150,357,716.98**	**141,422,676.30**	**165,505,003.44**	**201,440,913.92**	**239,976,419.01**

DEVELOPMENT LEGISLATION

Summary of Legislation, Year 2019

Classification	Ordinances	Resolutions
Appropriations	22	195
Ways and Means	1	0
Ordinances and Legal Matters	4	94
Tourism	0	3
Trade, Commerce and Industry	0	1
Food, Agriculure and Fisheries	0	1
Social Welfare and Community Development	0	10
Health and Sanitation	1	4
Games and Amusements	0	1
Education and Culture	0	1
Youth and Sports Development	0	1
Order and Public Safety	1	7
Public Works and Infrastructure	0	28
Energy, Public Utilities, and Facilities	0	2
Transportation and Communication	0	2
Landed Estate and Urban Development	5	2
Environmental Protection and Natural Resources	0	4
Barangay Affairs	1	0
People's Organization and Non-Government Organization (NGO) Affairs	0	25
Human Resource Development and Organization	0	3
TOTAL	35	395

PINAMALAYAN

"Paraiso ng Bahaghari"

TOURISM/CULTURAL ACTIVITIES/LOCAL ACTIVITIES

BAHAGHARI FESTIVAL

Tracing its roots from the mythical founding of Pinamalayan, the Bahaghari Festival is a reflection of the first Pinamaleños' joy and thanksgiving for the divine guidance of a rainbow that guided them through a raging sea towards a land of promise and bounty. The Bahaghari Festival is held during the warm summer months of March and April (***Town Fiesta, 25th of April***), right after the harvest season. Aside from the festival's historical significance, locals also celebrate their bountiful agricultural yield and see the celebration as the perfect opportunity to show their appreciation for al the blessings of the previous year. This "Celebration of Colors" represents the vivid flavours of Pinamalayan that are as varied and mesmerizing as that of a rainbow.

List of Activities			
1. Bahaghari Grand Parade of Colors	6. Agro-Tourism Trade Fair	11. Women's Night	16. Search for Ms. Bahaghari Tourism
2. Centurion Festival	7. Cultural Night	12. Mangyan Day	17. Grand Coronation Night
3. Bankarera	8. Barangay Night	13. Cycling Competition	18. Bahaghari Song Festival
4. Boxing at the Park	9. Senior Citizens' Night	14. Marathon	19. La Tondeña Show
5. Saranggola ng Hari Kite-flying Contest	10. Inter-Commercial Basketball Tournament	15. Takbo Para sa Kalikasan	20. Sandiwangan: The Mardi Gras

BAHAGHARI LANTERN FESTIVAL *(December)*

Twinkle, twinkle biggest stars! Cool December nights are set ablaze as Pinamalayan lights up in yards upon yards of Tivoli lights and the biggest, brightest and most creative lanterns this side of the archipelago. The best way to immortalize the grandeur is through the lens of the video camera.

BEST PRACTICES/INNOVATIONS

Community eCenter (CeC) - is a project started in collaboration with the National Computer Center. CeC is a self sustaining shared facility providing affordable access to ICT-enabled services and relevant content. It serves as a conduit for efficient delivery of government and other services and a potent tool for empowerment and participation of unserved and underserved communities/sectors in development. In essence, the ultimate goal is to bridge the digital divide and provide universal access to information and communication services.

Website *(www.pinamalayan.gov.ph)* – is a dynamic electronic operation whose scope consists of content updated add or change images & banners, upgrade site software, modules, extension and plug-ins, administer email service/webmail and monthly or weekly backups to ensure data security and continuity. This applications involves local one (1) Municipal website and 37 individual Barangay websites.

Business and Investment Promotion Division (BIPD) - was created by the Municipal Government to address the demands of existing business and social conditions, identified and acknowledged issues and concerns affecting the local economy, as well as to fulfil the expected development requirements of cityhood. It is a frontline service office that performs a non-traditional function. It partners, deals directly with, and sees to the needs of the private sector to ensure a dynamic local business environment. It is also at the forefront in the formulation and implementation of tourism action plans, as well as other related programs/projects/activities that promote the investment potentials of the municipality.

Business-One-Stop-Shop (BOSS) - is a designated place in the municipal building where local and national offices with direct participation in business permits and licenses gather for issuance of their respective document regarding business operations of businessman. Its operation start from the 2nd to 28th day of January annually.

Barangay Development Program - is an infrastructure-focused development program patterned on a cost-sharing scheme between proponent and beneficiaries. The basic idea is to provide equal distribution of development projects among the 37 barangays comprising the municipality of Pinamalayan while encouraging the direct participation of the beneficiaries, minimal in amount yet definitely with significant involvement and high sense of ownership of the project.

AWARDS/RECOGNITIONS

Bronze Awardee
Maturity Level II PRIME-HRM
- CSCROIV, Year 2019

3rd Place, Para El Mar
Marine Protected Area Awards and
Recognition Outstanding Network
- Para El Mar, Year 2019

1st Place,
MIMAROPA's Gawad Kalasag Award
- RDRMMC, Year 2019

National Champion, digitalcitiesPHAwards
First Place, Best in eGovernance
Costumer Empowerment -
Pinamalayan Community eCenter
- DICT, Year 2018

Regional Champion, MIMAROPA's Most
Child Friendly Municipality
- DILG, Year 2018

Seal of Good Local Governance
- DILG, Year 2017

MIMAROPA
Most Competitive Municipality
- DTI-NCC, Year 2016 , 2015 & 2014

CHECKLIST OF FUNCTIONS AND SERVICES

Functions/Services	No.
Financial Institutions	
Banks	11
Lending Investors	23
Pawnshops	12
Money Changer/Transfer	15
Insurance Agencies	12
Educational Institutions	
Public Elem. Schools	33
Private Elem. Schools	7
Public High Schools	13
Private High Schools	8
Private Colleges	6
Accommodations	
Hotels	10
Resorts	8
Restaurants/Carinderia	61
Health Facilities	
Hospitals and Clinics	17
Dental Clinics	8
Optical Clinics	2
Drugstores	19

Functions/Services	No.
Commercial/Social	
Supermarkets/Groceries	7
Fastfood	4
Sari-Sari Stores	721
Dry Goods	52
Gift Shop/Variety Stores	28
General Merchandise	97
Motorcycle Dealers	21
Motor/Auto Parts	23
Furnitures/Appliances	11
Glasswares/Plasticwares	11
Bakery	24
Footwear	5
ISP/Café/ICT Services	37
Cellphones/Accessories	16
Beauty/Barber Shop	23
Dressmaking/Tailoring	13
Agri Business/Supply	20
Gas Filling Stations	11
Warehouses	2
Funeral Services	5

Functions/Services	No.
Commercial/Social	
Meat Dealer/Retailer	9
Dried/Fresh Fish Dealer	64
Fruit/Vegetable Dealer	58
Rice/Palay/Copra	33
Machine/Welding Shops	47
Junk Shops	4
Fitness Center	3
Travel Agencies	8
Mix-used Subdivisions	15
Memorial Parks	4
Lessors	124
Transportation/ Telecommunication	
Seaport	2
Airport	1
Van Terminal	4
AUV for Hire	0
Radio Station	1
Cable TV	2
Cellsites	13

Functions/Services	No.
Telephone Services	1
Postal Services	1
Manufacturing/Processing	
Hollowblocks	7
Industries	13
Sweets/Fruits Processing	17
Power Plant	1
Ricemills	32
Ice Plant	0
Recreation/Entertainment	
Municipal Theme Park	1
Sports Center/Gym	5
Cockpit Arena	1
Bar House	2
Billiard Halls	3
Government Facilities	
Government Hospital	2
Community eCenter	1
Crisis Management Center	1
Public Cemetery	1

MUNICIPAL ELECTIVE OFFICIALS

POSITION	NAME	PARTY AFFILIATION
Municipal Mayor	Hon. Aristeo A. Baldos, Jr.	Liberal Party (LP)
Municipal Vice -Mayor	Hon. Rodolfo M. Magsino	Partido Federal ng Pilipinas
Sangguniang Bayan Members	Hon. Arnoldo M. Madrid	Liberal Party (LP)
	Hon. Dunhill Marcelo M. Delmo V	Partido Demokratiko Pilipino - Lakas ng Bayan (PDP-LABAN)
	Hon. Rio S. Mercene	Liberal Party (LP)
	Hon. Joseph T. Rodil	Partido Federal ng Pilipinas
	Hon. Severino J. Narito	Partido Federal ng Pilipinas
	Hon. Napoleon M. Mangaring	Liberal Party (LP)
	Hon. Anjune A. Zamora	Partido Federal ng Pilipinas
	Hon. Leonardo L. Pedraza	Liberal Party (LP)
ABC President	Hon. Antonio Victor R. Olympia	
SK Federation President	Hon. Joven S. Velasco	

CONTACT DETAILS

Website : www.pinamalayan.gov.ph
Email Address : mayorsoffice@pinamalayan.gov.ph
mpdo@pinamalayan.gov.ph
Telefax No. : (043) 284 –3146
(043) 284 –4389
Zip Code : 5208

Hon. Aristeo Apasan Baldos, Jr.
Municipal Mayor

Profile :

Narrative Description :

The Municipal Government of Pinamalayan in coordination with the concerned national agencies, shall ensure that the basic services are provided at the most cost efficient rates, and shall set as mechanism to coordinate operationally the thrust, objectives and activities of other government agencies concerned providing basic services to housing projects. Socialized housing or resettlement areas shall be provided by the Local Government Unit or National Housing Authority in cooperation with the private developers and concerned agencies with the provisions of basic services and facilities such as: health, education, communications, power and electricity, security, recreation, relief and welfare and shall be plan and be given priority for implementation by the local government unit and concerned agencies in cooperation with the private sector and the beneficiary themselves.

Pinamalayan is one of the disaster prone area of Oriental Mindoro. It is composed of 37 barangays, 9 barangays were along the coastal areas and 10 barangays are along the river side, mountainous and upland areas. This vulnerable areas has a lot of informal settlers. Most of the families' income belongs to poverty threshold. Most of them dwell in a makeshift houses. There is a prevalence of malnutrition, absence of potable water and electricity. Violence over populated areas and unemployment is also observed. The LGU and other support agencies (local & national) need to workout this program so that people in the community become self-reliant, socially responsible and contributing members of the community where they belong.

Vital Facts and Figures:

SOCIALIZED HOUSING, YEAR 2018

BARANGAY	Number of Families
MARFRANCISCO	
Sitio Bliss, Brgy. Marfrancisco	50 Families
Habitat for Humanity	150 Families

Source of Data: MSWDO

CORE SHELTER AREAS, YEAR 2018

BARANGAY	AREA (Ha.)	Land Ownership		Zoning	Number of Families
		Gov't.	Private	Classification	
CACAWAN					
Plan International	600 sq. m./unit		√	Residential	55
Pamana Village I	100 sq. m/unit	√		Residential	123
Pamana Village II	80 sq. m./unit	√		Residential	20
Pamana Village III	80 sq. m./unit	√		Residential	15
LUMAMBAYAN					
La Prosperidad Village	20 sq. m/unit	√		Residential	90
WAWA					
Morente Ville	20 sq. m/unit	√		Residential	87

Source of Data: MSWDO

Type of Tenurial Status of the Housing Unit Occupied by Assessed Households

BARANGAY	POOR		NON-POOR	
	Own house, Rent-free Lot Without Consent of Owner	Rent-free house and lot without consent of owner	Own house, Rent-free Lot Without Consent of Owner	Rent-free house and lot without consent of owner
Anoling	11	4	8	3
Bacungan	1	0	1	0
Bangbang	1	0	1	0
Banilad	4	2	2	2
Buli	5	0	4	0
Cacawan	19	2	17	2
Calingag	8	0	7	0
Del Razon	6	0	2	0
Guinhawa	1	0	0	0
Inclanay	59	0	29	0
Lumambayan	55	4	36	3
Malaya	3	0	1	0
Maliangcog	6	0	4	0
Maningcol	8	1	4	0
Marayos	26	1	8	0
Marfrancisco	6	3	4	2
Nabuslot	6	0	5	0
Pagalagala	8	0	6	0
Palayan	9	0	5	0
Pambisan Malaki	2	0	1	0
Pambisan Munti	6	0	0	0
Panggulayan	5	31	2	0
Papandayan	165	6	119	27
Pili	5	3	2	4
Quinabigan	4	0	3	3
Ranzo	3	0	1	0
Rosario	5	0	3	0
Sabang	61	0	19	0
Sta. Isabel	4	0	4	0
Sta. Maria	3	0	3	0
Sta. Rita	10	0	7	0
Sto. Niño	2	1	1	1
Wawa	23	1	15	1
Zone I	15	1	11	1
Zone II	2	0	1	0
Zone III	10	0	8	0
Zone IV	5	0	5	0
	572	**60**	**349**	**49**

Source of Data: NHTSPR-DSWD MiMaRoPa

Assessment:

Core Shelter Program is one of the effective ways of providing a decent housing to the poor and disadvantaged sectors of our society. Giving them opportunity in starting a new way of life, in a manner that their safety and security is a priority. Location of the core housing program is ensured to be safe from hazards such as landslides. Units were also structurally built that can withstand storms. This factor is very important knowing that the Philippines is frequently visited by typhoons. Owners of the core housing units that were previously provided has already established their living. Since strategically, location of the houses are near the poblacion areas, they have easy access to basic social services that the local government offered. The only problem that needs to be addressed with some of the owners, is the selling of the units to other individuals without giving notice to the local authorities. Some sold the units because they had already acquired a new house privately. This is why assessment of beneficiaries should be carefully done so that priority is given to those who are unfortunate members of the locality.

ISSUES/CONCERNS/ OBSERVATIONS/ TECHNICAL FINDINGS	IMPLICATIONS/EFFECTS	POLICY/OPTIONS/INTERVENTIONS/ POSSIBLE SOLUTION
Lack of lot to resettle the informal settlers	Increasing number of informal settlers in the municipality	Acquisition of hectares of lot for settlement areas
		Provision of basic services including livelihood programs on resettlement areas.
	Informal settlers are prone to hazardous situations.	Passing of Ordinance prohibiting the building houses near hazardous places.
Selling out of core housing units to other individuals.		Close coordination with implementing agencies of the core housing unit for the verification of ownership of the existing housing units. Passing of ordinance mandating the beneficiaries not to resell the awarded core housing units prohibiting them to avail another housing programs from the government.

GOAL	Specific Objectives / Strategies	Name / Description of Programs / Project / Activities	Expected Outputs	Time Frame		Fund Source	Responsible Office / Agency	COST
				Start	End			
To provide a safe and decent housing units to disadvantaged sectors of the municipality.	To acquire relocation site for informal settlers and victims of disaster.	Acquisition of relocation site for informal settlers	2 Hectares relocation site acquired for settlement areas	Jan	Mar	GF	MSWDO/Mayor's Office/MEO/MAssO/Zoning	10,000,000.00
	To ensure smooth implementation of housing projects.	Conduct social preparation to qualified beneficiaries and organized Neighborhood Association of Shelter Assistance (NASA)	All beneficiaries organized a NASA and oriented.	Jan	Dec		MSWD/MEO/MENRO	
	To construct core housing units to informal settlers and victims of disaster.	Core Shelter Assistance programs	15 eligible beneficiaries provided housing unit	Apr	Jun	GF	MSWDO/MEO	17,700,000.00
	To ensure availability of basic social services to the identified new resettlement area	Provision of basic services.	All new beneficiaries provided basic services	Jan	Dec		MEO	
			Construction of roads					
			Construction of drainage canals					
			Installation of electricity					
			Installation of water supply					
			Amenities (sports facilities, chapel, Child development center, health center)					

GOAL	Specific Objectives / Strategies	Name / Description of Programs / Project / Activities	Expected Outputs	Time Frame		Fund Source	Responsible Office / Agency	COST
				Start	End			
To provide a safe and decent housing units to disadvantaged sectors of the municipality.	To provide Income Generating and Livelihood Programs.	Provision of capital assistance for livelihood	15 selected beneficiaries were provided and granted capital assistance.	Jan	Dec	GF	DA/MAgO	100,000.00
To establish low cost housing programs of the municipality.	To provide decent housing to government employees	Socialized Housing	2 Hectares of lot acquired for socialized housing	Jan	Dec	GF	MSWDO/Mayor's Office/MEO/MAssO/Zoning	10,000,000.00
			15 socialized housing constructed in the municipality	Jan	Dec	GF	MSWDO/Mayor's Office/MEO/Zoning	85,000,000.00
	To provide basic social services in the Socialized housing	Provision of basic services.	All beneficiaries provided basic services	Jan	Dec		MEO	
			Construction of roads					
			Construction of drainage canals					
			Installation of electricity					
			Installation of water supply					
			Amenities (sports facilities, chapel, Child development center, health center)					
		Promotion of the project through information-dissemination	Socialized housing publicized to the general public					
	To provide Income Generating and Livelihood Programs.	Provision of capital assistance for livelihood	15 selected beneficiaries were provided and granted capital assistance.	Jan	Dec	GF	DA/MAgO	100,000.00

Prepared by:

PURA P. MENDOZA, RSW
Municipal Social Welfare & Development Officer

Reviewed by:

ROSENIO A. TORIANO, EnP
Municipal Planning & Development Coordinator

ZAIDA D. MICIANO
Municipal Budget Officer

Approved by:

HON. ARISTEO A. BALDOS, JR.
Municipal Mayor